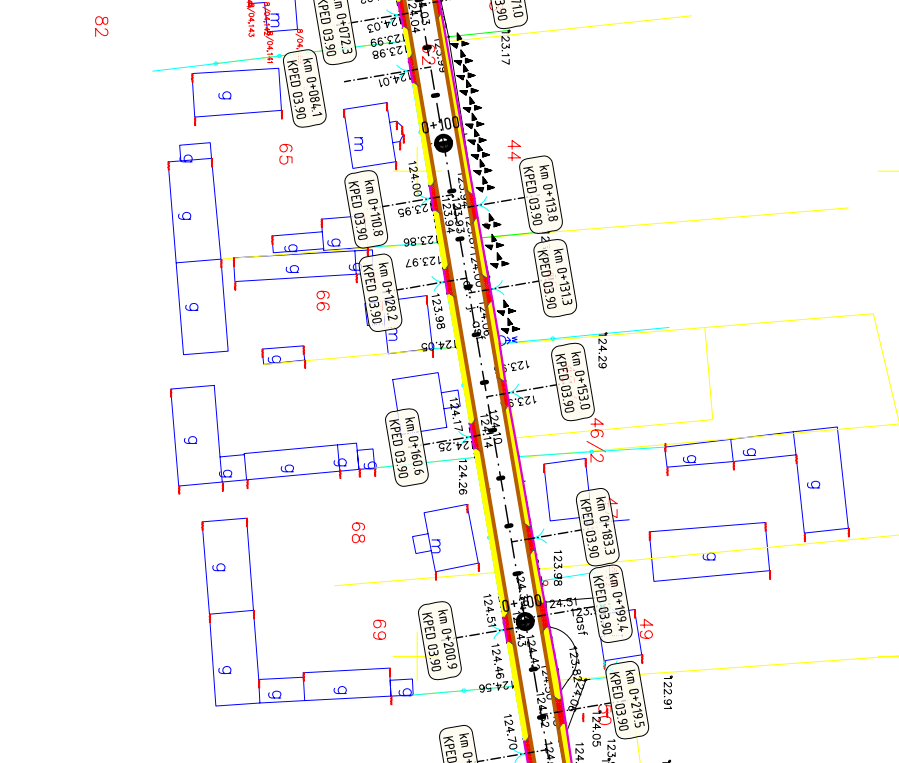
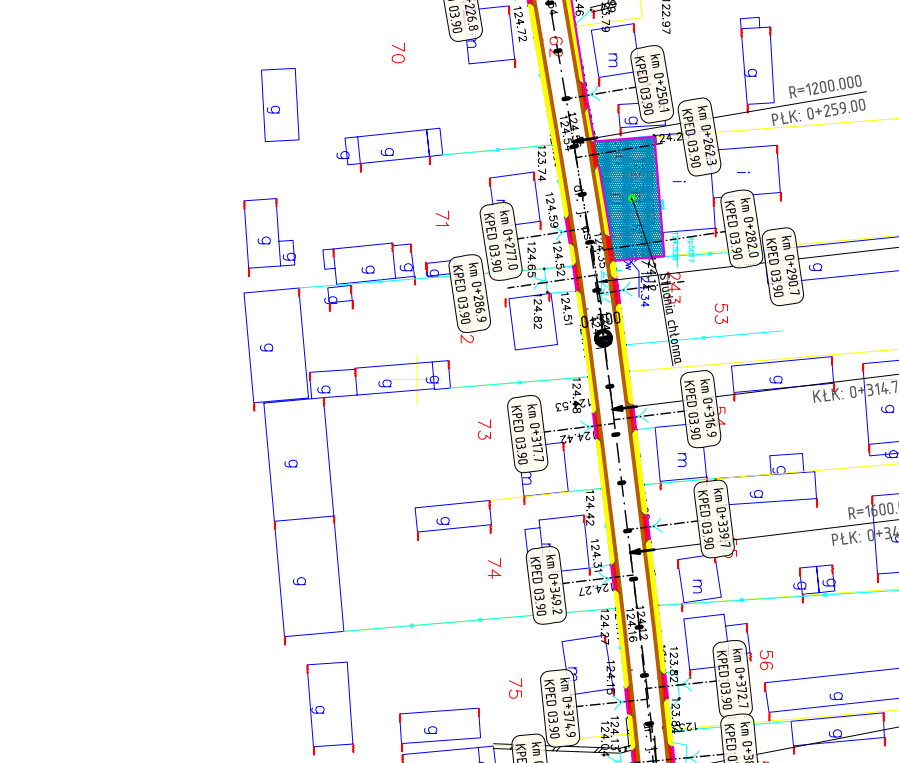


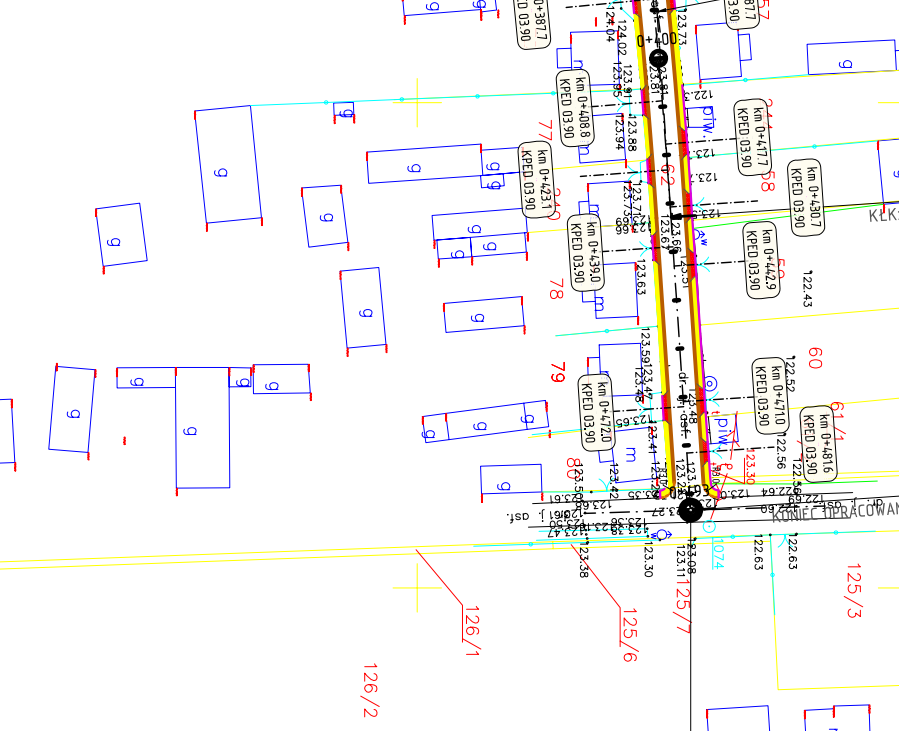
W-1 km 0+055.45
X = 5806797.7780
Y = 4515349.3603
L = 26.22
R = 4.00
S = 2.25
Kąt zwrotu trasy = 41.726899°
Styczna = 13.60
Sieczna = 2.25




W-2 km 0+286.90
X = 5806836.8738
Y = 4515578.4761
L = 55.79
R = 1200.00
S = 0.32
Kąt zwrotu trasy = 2.959699°
Styczna = 27.90
Sieczna = 0.32



W-3 km 0+388.68
X = 5806849.3739
Y = 4515679.5040
L = 88.32
R = 1600.00
S = 0.61
Kąt zwrotu trasy = 3.514189°
Styczna = 44.17
Sieczna = 0.61



W-4 km 0+432.83
X = 5806861.8738
Y = 4515780.5040
L = 107.4
R = 1200.00
S = 0.32
Kąt zwrotu trasy = 2.959699°
Styczna = 27.90
Sieczna = 0.32



W-5 km 0+481.6
X = 5806874.3739
Y = 4515881.5040
L = 107.4
R = 1200.00
S = 0.32
Kąt zwrotu trasy = 2.959699°
Styczna = 27.90
Sieczna = 0.32