



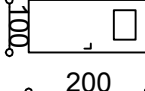
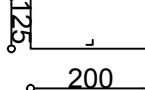
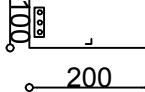
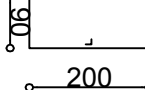
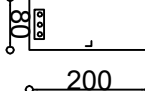
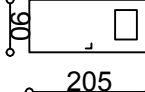



Świetlica wiejska Mokrzec - zestawienie stolarki okiennej i drzwiowej:

| Symbol | O1 | O2 | O3 | O4 |
|-----------------|---|---|---|---|
| Schemat |  |  |  |  |
| Wymiar w | S. 116 | S. 135 | S. 95 | S. 105 |
| świecie ościeży | H. 144 | H. 200 | H. 55 | H. 145 |
| Wymiar otworu | S. 120 | S. 150 | S. 100 | S. 100 |
| budowlanego | H. 150 | H. 210 | H. 60 | H. 150 |
| Elewacja Pn. | - | - | - | 1 |
| Elewacja Pd. | - | - | - | 1 |
| Elewacja Wsch. | 4 | 10 | - | - |
| Elewacja Zach. | 8 | 6 | 1 | - |
| Razem | 12 | 16 | 1 | 2 |
| Razem łącznie | 31 | | | |

| Symbol | D1 | D2 | D3 | D4 | D5 | D6 | D6 |
|-----------------|---|---|---|---|---|---|---|
| Schemat |  |  |  |  |  |  |  |
| Wymiar w | S. 90 | S. 115 | S. 90 | S. 80 | S. 70 | S. 80 | S. 140 |
| świecie ościeży | H. 195 | H. 195 | H. 195 | H. 195 | H. 195 | H. 200 | H. 195 |
| Wymiar otworu | S. 100 | S. 100 | S. 100 | S. 90 | S. 80 | S. 90 | S. 160 |
| budowlanego | H. 200 | H. 200 | H. 200 | H. 200 | H. 200 | H. 205 | H. 205 |
| Razem poszcz. | 3 | 3 | 2 | 4 | 3 | 1 | 1 |
| Razem łącznie | 17 | | | | | | |